


# **RTC** NETWORKS WEBMAIL & EMAIL FILTER GUIDE

**BROWSE**  
TO OUR WEBSITE

myRTCNetworks.com



**SCROLL**  
TO THE BOTTOM

Find and click on the  
**My Email** link

TO SKIP THIS STEP | Browse directly to [webmail.restel.com](https://webmail.restel.com)

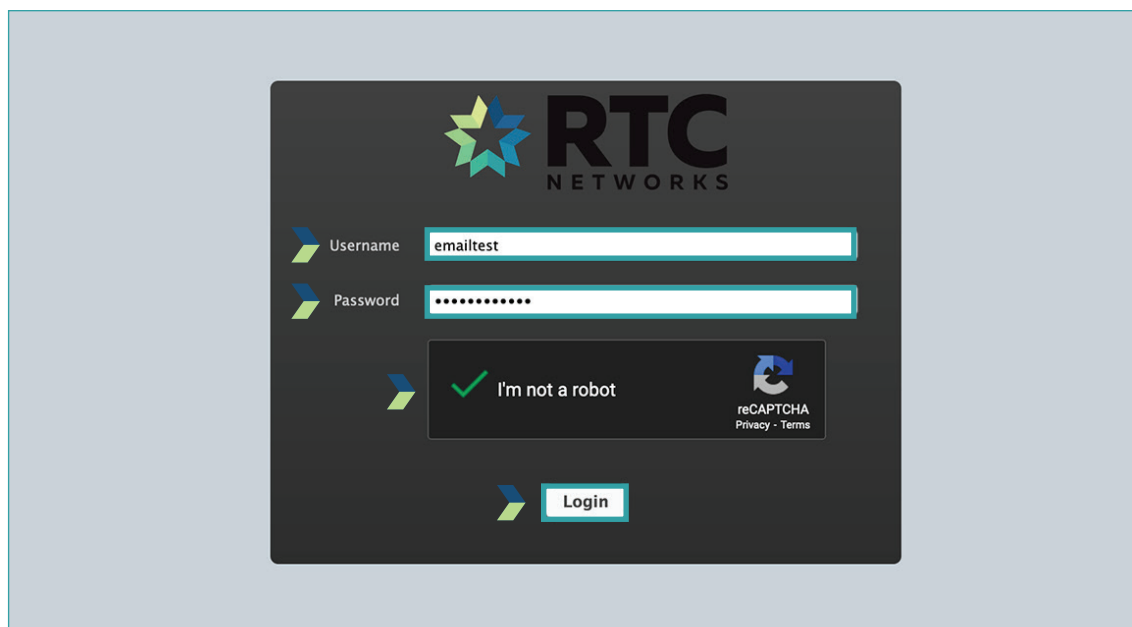
**LOG IN**  
TO THE ACCOUNT

Enter the first part of  
your email address  
as the username.

Enter your password.

Tell us you are not a  
robot.

Click Login.

A screenshot of the RTC Networks login page. The page has a dark background with the RTC Networks logo at the top. Below the logo, there are two input fields: 'Username' with the text 'emailtest' and 'Password' with masked characters. Below the password field, there is a reCAPTCHA widget with a green checkmark and the text 'I'm not a robot'. At the bottom, there is a 'Login' button. The entire login form is enclosed in a dark gray box.

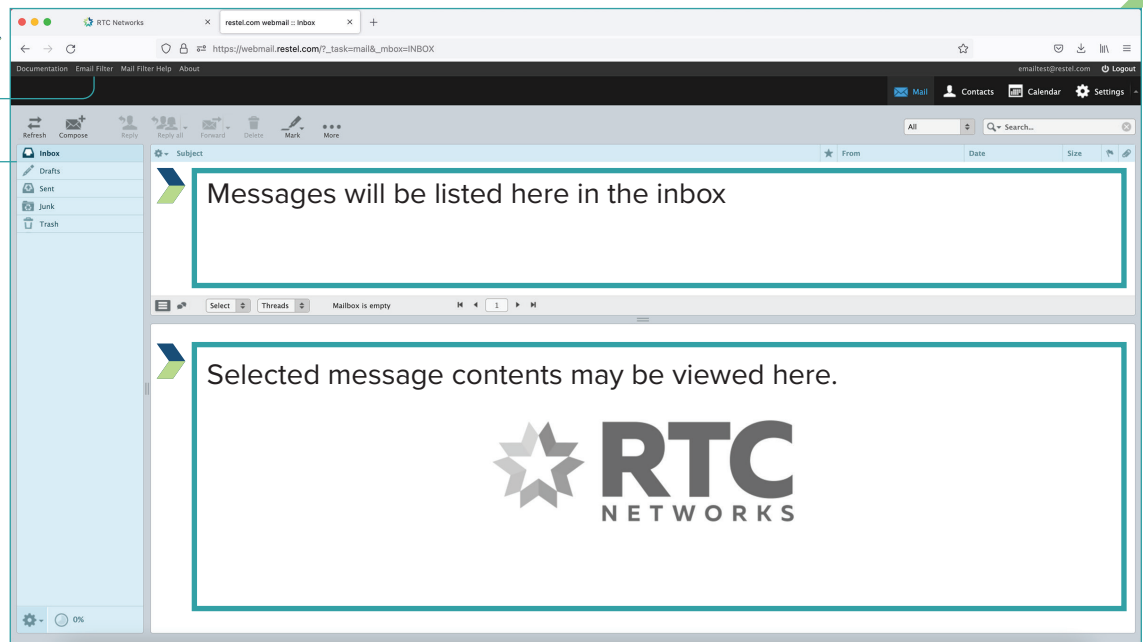


**RTC**  
NETWORKS

# WEBMAIL & EMAIL FILTER GUIDE

## NAVIGATE YOU ACCOUNT

Your Email filter can  
be accessed here.  
Inbox & other folders



## EMAIL FILTER ACCOUNT

Filtered messages  
will be listed in the  
quarantine section.

### Filter options

{select message and  
click the option you  
would like}

